




Mode

Beauty and comfort in equal measure.

What would you call this sensation? It's almost like wearing a well-tailored suit. Choose from three patterns and 30 different colors. The cloth on the back rest and seat have been painstakingly applied to ensure there are no gaps, divides, or creases. And, the three-dimensional curve results in an elegant line, the product of years of research and expertise. This chair keeps you in your best posture, refreshed and invigorated. It's like a custom-tailored suit made by a master craftsman. Attention to every stitch, every detail, every fit, and every finish. plimode. A work of engineered office comfort 70 years in the making. Every bit of the craftsmanship and design that the house of Okamura has to offer.





Experience every detail.



Shape

Nothing but simple elegance.


This streamlined, light design was inspired by the air. From the top of the back rest to bottom of the seat, the line flows uninterrupted in a single sweeping silhouette. Arm rests form a supple, flowing curve. The recline mechanism has been simplified into a clean, modern, minimalist package. It's a design of pure beauty that's as pleasing visually as it is physically.

Slimmer.
Lighter.





The closer you look,
the more you know.



1 Inner Mesh Construction

This construction offers the superior comfort and breathability you wouldn't normally expect from a modern conference chair.

2 Smart Slide Operation

We consolidated the controls into a simple cluster under the seat, everything accessible from a natural seated position. One lever controls both recline and tension. Simply slide the lever to find your best comfort.

Tech

Technology, concealed beneath quality workmanship.

Every bit of technology at our disposal has gone into the design and comfort of plimode. The inner mesh structure makes the back rest almost impossibly slim. And, our advanced resin molding techniques have produced arm rests with a modern, streamlined curve. Under the seat, you'll find a compact control cluster. Technology and ingenuity woven together in unprecedented quality.





Harmony

New styles for new spaces.

There is no single work style today. Workspaces reflect new attitudes, and office furniture should, too. We created plimode with style that matches today and tomorrow. Focus. Create. Work. Collaborate. Perfect your ideas. Relax and recharge. There's a plimode for your workspace.







Function

Seat Height Adjustment




Move the lever under the seat to adjust seat height.
(Up/Down Stroke
5-Star Base:110mm/
Highstool:150mm)
* Except for 4-star base (auto return).

Ankle Tilt Reclining




The back rest and seat move in tandem to recline over the ankle line. Reclined position offers support and comfort for upper thighs. (Recline Angle: Up to 15°)

- 1. Smart Slide Operation Lever
- 2. Seat Height Adjust Lever



We consolidated the seat controls on the bottom right of the seat. This means you can operate the controls from a naturally seated position. Simply use the Smart Slide Operation Lever to adjust recline tension (high/low) and to lock back rest position. You can use the same lever to raise or lower the seat.
* Except for 4-star base (auto return).

Multiple Density Cushion



The seat is molded from urethane offering three different levels of firmness. The front of the chair uses a softer urethane for thigh comfort. The rear of the seat is made of a firmer cushion for greater support.

Specifications

Backrest Type



Armrest Type



Option



Option



Leg Type



Body Color



Seat Type




Specifications


	Fabric / 5-Star Base				Fabric / High Stool	
						
Backrest Type	High	High	Middle	Middle	Middle	Middle
Armrest Type	Aluminum	Plastic	Plastic	Without	Aluminum	Without
Frame Type	Aluminum	Plastic	Plastic	Plastic	Aluminum	Plastic
Body Color	White	Black	White	Black	Black	White

	Fabric / 4-Star Base				Leather 5-Star Base	Leather 4-Star Base
						
Backrest Type	High	High	Middle	Middle	High	Middle
Armrest Type	Aluminum	Plastic	Aluminum	Plastic	Aluminum	Aluminum
Frame Type	Aluminum	Plastic	Aluminum	Plastic	Aluminum	Aluminum
Body Color	Black	White	Black	White	Black	White


Fabric

Herringbone







Black




Dark Blue




Green




Yellow




Beige




Light Gray




Dark Gray



Aqua Blue





Blue Green




Orange Red

Hopsack







Black




Dark Blue




Lime Green




Yellow




Beige




Light Gray




Dark Gray




Purple



Sage





Orange




Red

Plain







Black




Lime Green




Yellow




Beige




Light Gray




Dark Blue



Sage





Orange




Red

Leather






Black



White



Beige