

Choral



simple Design

Dynamic lines that look
pure and seamless



Ultra-Simple

"The aim was to create a highly functional product within the simplest form possible."

With increasing pressure to create a highly functional office chair, the assumption would be that a more complex product would materialize.

Yet complex forms and functions are not always appealing; in fact, more often the simplest design solutions turn out to be the truly successful products.

In that spirit, we decided that even if we have a complex mechanism at the heart of the chair, or extra functions, they would be as unobtrusive as possible.

In other words, we wanted an Ultra-Simple design.



The U-shaped frame work was intentionally integrated into the back rest to give Choral work chairs a clean, simple design.



simple to use

The simple design complements a new innovative reclining mechanism, providing operation that anyone would find easy to use. The Quick Slide lever will smoothly alter the reclining tension to provide the best support for the modern working lifestyle.



simple to choose

The Choral chair with its dynamic styling is balanced to match many office environments, with an endless choice of variations to suit personal tastes in color, size and function.

The standardized design means the many variations have the same functional and styling concept; therefore creating harmony within office design. The wide range gives employees and companies the flexibility to find the ideal choice to suit their varying work styles.

simple Design



for EveryOffice for Everyone

The Choral concept is the ideal solution for any office environment.

for **New Modern Office**



for Conference



for Executive



for Office work



for Collaboration

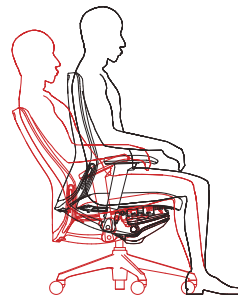
In tune with your body

Ankle-Tilt Reclining

The synchronized Ankle-Tilt reclining mechanism reflects Okamura's strong belief in ergonomically correct and user friendly products.

The reclining movement with the load distributed from the ankle provides a natural movement that also reduces pressure to the upper leg area.

Choral has a reclining angle up to 23°.



Quick Slide Operation

The Quick Slide mechanism will alter the seatback tension with the flick of your wrist.

This easy operation enable's users to adjust the tension with the free positioning slide lever and has a wide adjustment range to suit everyone.



Universal Design

From a universal design standpoint, Choral exceeds, having all adjustment levers positioned within easy reach under the seat front. Users can instinctively reach any lever without even looking.




Multiple Density Cushion

Multiple Density Molding technology realizes a seamless gradation molded cushion. The seat pads front area is soft, and the rear area is firm to increase hold to the user's body. This 3D support distributes body weight evenly to reduce pressure points and so improves blood circulation for health sitting and superior comfort.



Seat Pivot Suspension

Using our pivot suspension, support a simple pivot joint at both sides on outside edges of the seat frame, allows the plastic seat pan to flex and provide that extra comfort.



simple to use


To create a highly functional truly, comfortable chair that's so easy to use.



Seat Depth Adjustment
With a simple pull on a lever, the seat depth can slide forward and backwards up to 2" (50mm).



2" (50mm)



2D


3D

2" (50mm)

23°



4D Adjustable Arm
The 4D fully adjustable armrests can pivot, slide front to back, side to side and are height adjustable to suit your work style.



1D

4" (100mm)

4" (100mm)



4D

1" (25mm)


1" (25mm)

Lumbar Support

The lumbar support is designed to give extra support and is flexible enough to suit a wide variety of body shapes. The adjustment range is $2\frac{3}{4}$ " (70mm) vertically providing comfortable support to the natural "S" curve in the spinal area, which helps to reduce stress.



Mesh Type



Cushion Type



Lumbar Operation Lever

Headrest

The fully adjustable headrest has pivot and height movement enabling you to find the best possible position. Also, the sliding structure is completely internal, making it a simple add-on option.



Hanger

The hanger has a push-button lock that allows for $4\frac{3}{4}$ " (120mm) of height adjustment.

When not required, it can be neatly stored away behind the backrest.

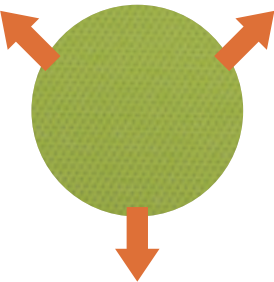


simple to use Option

Highly functional integrated options for simple use.



Durability & Performance



Choral’s 3D flexible knit performs to provide extra soft comfort whilst the fabric’s anti snagging properties means it is highly resistant to wear.

Ecology



Recycled materials: 53%

Recycled materials are used in aluminum and resin parts. These materials make up about 53% of the product weight.

Recyclability: 100%

With future recyclability firmly in mind during the design stage, we use homogeneous materials wherever possible. After use, our products can be collected and disassembled into homogeneous materials.



Okamura uses environmentally friendly materials and modular designed parts. Additionally, major resin parts are labeled for easier recycling and disposal.

Designed for disassembly and recycling
Choral is designed with a mind for easy disassembly and recycling so materials can be thoroughly separated into same groups.

PET recycled fabric
With the new recycling technology, Choral adopts PET bottle recycled cloth made of polyester threads recycled from PET plastic bottles and reclaimed fiber.

Design for longevity and durability
As the seat backrest cushion can be replaced separately, maintenance for longer use is possible.

Positive use of recycled resin is adopted
Positive use of regenerated resin is adopted for the efficient use of resources.



simple to choose

A simple concept and 3,520 variations makes choosing fun.

Seat Color

Mesh Type

BACK											
SEAT											
	FSH1 Black	FSH2 White	FSH3 Medium Blue	FSH4 Aqua Blue	FSH5 Dark Green	FSH6 Lime Green	FSH7 Mango Yellow	FSH8 Beige	FSH9 Dark Brown	FSH10 Red	FSH11 Black(Leather)

Cushion Type

BACK											
SEAT											
	FSF1 Black	FSF2 White	FSF3 Medium Blue	FSF4 Aqua Blue	FSF5 Dark Green	FSF6 Lime Green	FSF7 Mango Yellow	FSF8 Beige	FSF9 Dark Brown	FSF10 Red	P676 Black(Leather)

Chair Type

Extra High Back

High Back

Middle Back

Back Type / Body Color

Mesh Type
Black Body

Mesh Type
White Body

Cushion Type
Black Body

Cushion Type
White Body

Frame Color

Polish

Silver

Black

Armrest Type

Adjustable
Armrest

Fixed
Armrest

Without
Armrest

Option

Headrest

Lumbar Support

Hanger